


F1118P-16-150W

16FE+2GE/1SFP Unmanaged Switch With 16-Port PoE



F1118P-16-150W

16FE+2GE/1SFP Unmanaged Switch With 16-Port PoE

Descriptions

F1118P-16-150W is a unmanaged PoE switch independently designed by IP-COM. Compliant with IEEE 802.3af and IEEE 802.3at standards, it can identify PoE-powered devices intelligently. With a maximum PoE power output of 130 W, and 30 W for a single port, it can supply power when transmitting data with APs, IP cameras, and IP phones. The switch supports 4 working modes, including standard, priority, extend and VLAN modes, is an ideal choice for SMBs, hotels, schools, factories with video surveillance and wireless networking requirements.

Features

- * Compliant with IEEE802.3, IEEE802.3u, IEEE802.3ab, IEEE802.3z, IEEE802.3x and IEEE802.3af/at standards.
- * 16 * 10/100 Mbps Base-TX RJ45 ports for data transmission and power supply, 2 * 10/100/1000 Mbps Base-T RJ45 ports for data transmission, 1 * 1000 Mbps Base-X combo SFP slot
- * 4 K MAC address table and MAC address auto-learning.
- * IEEE 802.3x-compliant full-duplex flow control and half-duplex backpressure flow control.
- * 7.2 Gbps backplane bandwidth.
- * Maximum power consumption of a single port: 30W; Maximum power consumption of the switch: 150W.
- * 2.75 Mb cache size for smooth video surveillance.
- * 4 modes: standard, priority, extend and VLAN.
- * Desktop and rack mounting.

USPs



6 kV lightning protection

The switch offers various safety and protection types, including 6 kV lightning protection, PSE short-circuit protection, PoE overload protection, surge current protection etc.




Gigabit uplink port

With one 1000 Mbps combo SFP slot, the switch can meet the current demand for uplink bandwidth of Gigabit WLAN and HD digital surveillance.



130 W PoE power supply

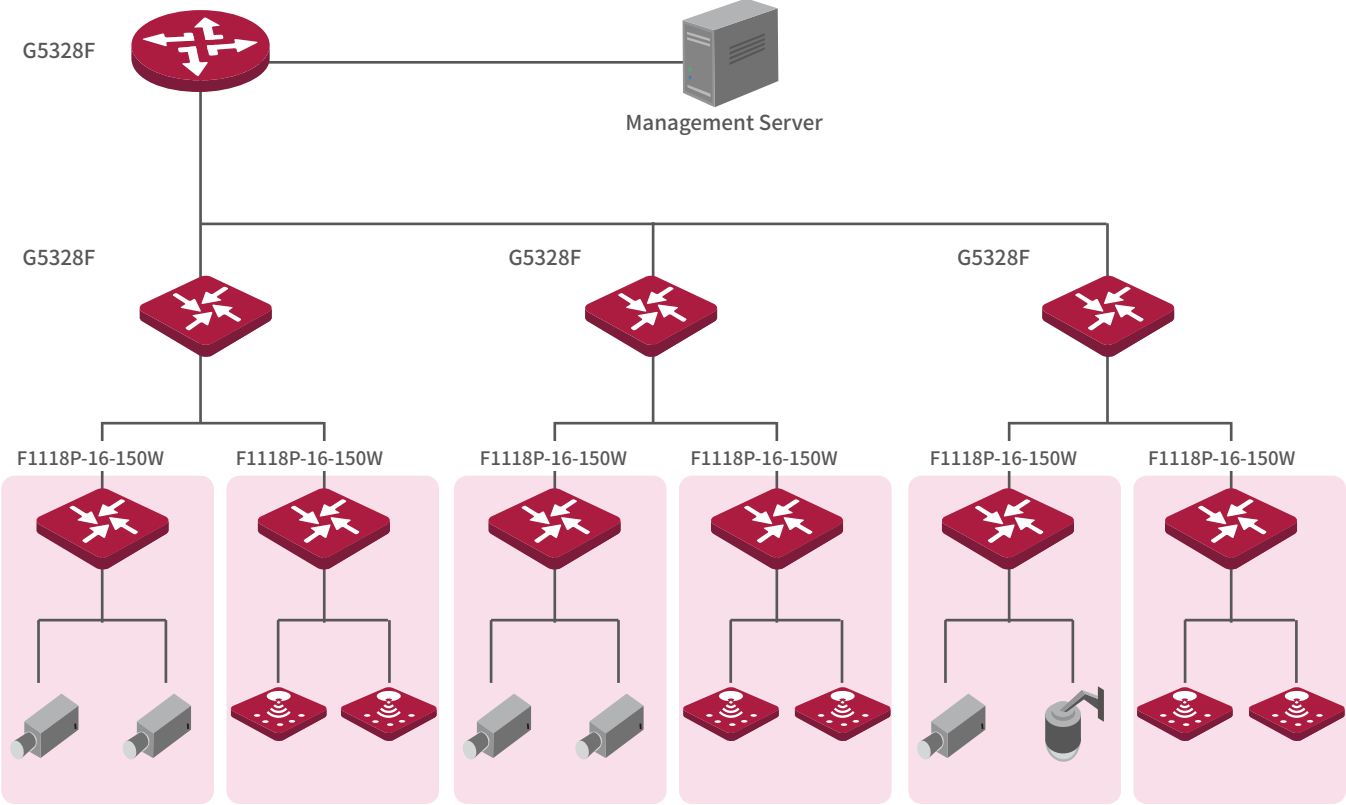
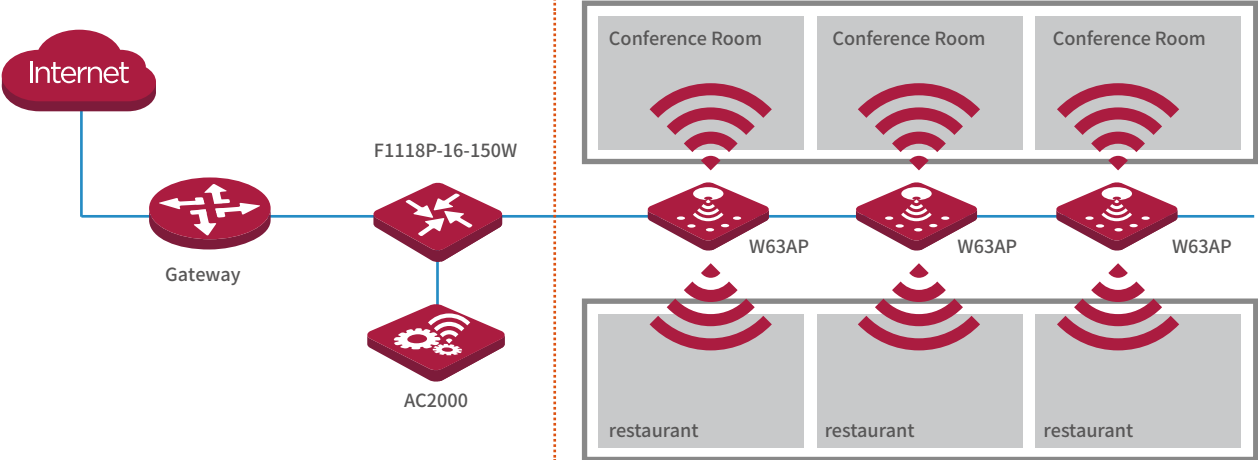
The switch features 16 IEEE 802.3at/af-compliant RJ45 ports. The entire switch offers a maximum PoE power output of 130 W, and 30 W for a single port, to supply power to and data transmission with 16 PoE-powered devices such as APs and IP cameras.



One-key to switch 4 modes

It supports 4 working modes, including standard, priority, extend and VLAN modes. The hardware DIP mode switch makes networking straightforward and effortless.

Appliation



Specifications

Specifications	
Standards	IEEE802.3, IEEE802.3u, IEEE802.3ab, IEEE802.3z, IEEE802.3x, IEEE802.3af/at
LEDs indicator	16 * Link/Act LEDs 1 * G1 LED 1 * G2/SFP2 LED 1 * PoE-MAX LED 1 * Power LED
LEDs indicator	16 * 10/100 Mbps Base-TX RJ45 ports (Data/Power) 2 * 10/100/1000 Mbps Base-T RJ45 ports (Data) 1 * 1000 Mbps Base-X SFP port (Combo)
Forwarding Rates	5.36 Mpps
Switching capacity	7.2 Gbps
MAC Address Table	4K
Lightning protection	≥6KV
Input voltage	AC: 100-240V~50/60Hz
PoE supply	Ports 1-16 support standard IEEE802.3af/at 30W output per PoE port 130W output of the total PoE Power
Power consumption	150W output the whole device
Dimensions	294*178.8*44mm
Four Modes	Standard: Default mode of the switch. In this mode, it works as an unmanaged switch; all ports can communicate with each other separately. Priority: In this mode, port G1 and G2/SFP2 serve as uplink ports, ports 1 – 8 serve as high priority port. All ports can communicate with each other separately. Extend: In this mode, data rate of ports 9 - 16 reduces to 10 Mbps, the maximum transmission distance can be 250 meters, and all ports can communicate with each other. VLAN: In this mode, ports 1 - 16 of the switch can communicate with port G1, G2/SFP2 separately, but cannot communicate with each other. You can enable this mode to reduce broadcast storm and isolate DHCP broadcast.
Environment	Operating Temperature: 0°C~45°C (32°F~113°F) Storage Temperature: -40°C~70°C (-40°F~158°F) Operating Humidity: 10%~90% non-condensing Storage Humidity: 5%~90% non-condensing
Certifications	CCC、FCC、CE、RoHS



Headquarters

IP-COM Networks Co.,Ltd.

Tel: +86 755-27653089

Fax: +86 755-27657178

Email: marketing@ip-com.com.cn

Website: www.ip-com.com.cn

ADD: Tower E3, No1001, Zhongshanyuan Road, Nanshan District, Shenzhen, China.

Copyright©2016 IP-COM Networks Co., Ltd. All rights reserved.

